

# Module 09

## Decentralized Networked Control Systems: Battling Time-Delays and Perturbations

**Ahmad F. Taha**

**EE 5243: Introduction to Cyber-Physical Systems**

*Email:* [ahmad.taha@utsa.edu](mailto:ahmad.taha@utsa.edu)

*Webpage:* <http://engineering.utsa.edu/~taha/index.html>



November 11, 2015

## Module 9 Outline

We discuss the following topics in this module:

- 1 Decentralized control: intro and definition
- 2 Applications of decentralized control
- 3 Decentralized control + NCSs = DNCS
- 4 Observer-based decentralized control (OBDC) architecture
- 5 OBDC + networked control
- 6 Time-delay modeling and bound-derivation
- 7 Stability analysis + examples

# Introduction to Decentralized Control?

- Decentralized control (DC): used when there is a large scale system (LSS) whose subsystems have interconnections
- Constrained DC: existing constraints on data transfer between subsystems
- Unlike centralized control, DC can be robust and scalable
- Even more robust for systems that are distributed over a large geographical area
- DC algorithms use only local information to produce control laws

## Why Decentralized Control?

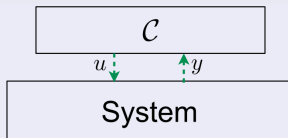
*Decentralized Control*: utilization of **local** information to achieve global results

- Replaces *centralized control*: the *orthodox* concept of high performance system driven by a central computer has become *obsolete*
- Very viable and efficient for large-scale interconnected systems
- Examples: transportation systems, communication networks, power systems, economic systems, manufacturing processes
- Emerging synonyms from decentralized control: subsystems, distributed computing, neural networks, parallel processing, etc...
- DC connects graph theory with control & optimization theory
- Very active research area, *overkill?*

# Centralized vs. Decentralized Control

## Centralized Control

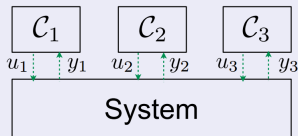
- One system, one control, simple framework
- Classical control, rich history
- Pros: so much theory  $\Rightarrow$  so much methods to use
- Cons:
  1. Expensive, difficulty to transmit all control output to all actuators at the same time
  2. Hard to send all data from sensors to controllers at the same time, for short sampling periods
  3. Computationally inefficient for MIMO LSSs



# Centralized vs. Decentralized Control

## Decentralized Control

- One (or many) system(s), many controls, working in parallel
- Classical control, rich history
- Pros: easier communication, efficient computations
- Cons: more vulnerable to communication networks, network's limitations



## DC Motivating Example — Vehicle Spacing [Swigart &amp; Lall, 2010]



- $N$  vehicles in a line, with vehicle  $i$  located at position  $q_i$
- Each vehicle is displaced a distance  $x_i$  from its original position
- Each vehicle has sensors measuring the relative displacements of its neighbors plus noise

– Example:  $y_1 = \begin{bmatrix} x_1 \\ x_2 - x_1 \end{bmatrix} + \begin{bmatrix} w_1 \\ w_2 \end{bmatrix}$ ,  $y_2 = \begin{bmatrix} x_2 - x_1 \\ x_3 - x_2 \end{bmatrix} + \begin{bmatrix} w_3 \\ w_4 \end{bmatrix}$ , etc...

- System dynamics for each car:  $\dot{x}_i = f_i(x_i, u_i, w_i, t)$ ,  $\forall i$
- How can we design decentralized, local control actions,  $u_i$ , such that a certain spacing is maintained?
- Difference between a global control signal and local one

## DC Motivating Example (Cont'd)

- Vehicles can communicate with other vehicles their sensor data:
  1. Every vehicle receives the output of every sensor
  2. Every vehicle sees only its own sensor data
  3. Each vehicle  $i$  receives the sensor data of vehicles  $i - 1$ ,  $i$ , and  $i + 1$ 
    - Information structure 1. would be considered centralized
    - 2. and 3. patterns are decentralized: local controls and data exchanged
    - Potential control objectives:
      - (a) Is there a strategy that will restore unit spacing between the vehicles?
      - (b) If not, Is a strategy which minimizes mean square relative position error?

$$\mathbb{E} \sum_{i=1}^{N-1} (x_{i+1} - x_i)^2$$

- (c) Can we trade-off position error with the mean square distance traveled?

$$\mathbb{E} \sum_{i=1}^{N-1} (x_{i+1} - x_i)^2 + \lambda \cdot \mathbb{E} \sum_{i=1}^{N-1} u_i^2$$



# Decentralized Networked Control Systems — Why?

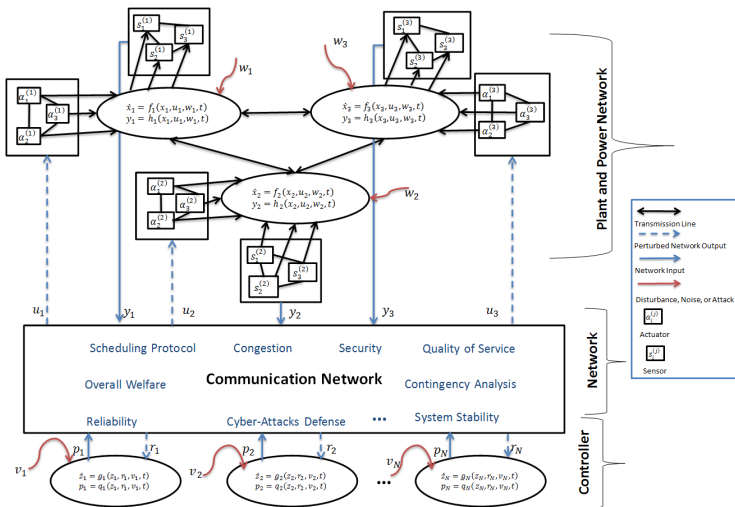
- In many DC applications, data exchanged locally is transmitted through communication networks
- However, it's common to ignore the effect that networks might have on decentralized control strategies
- Hence, studying network effect is very important
- Why?
  - Perturbations caused to exchanged data can influence the decentralized control strategy
  - Privacy issues
  - Time-delays can lead to asynchrony in control actions (think of the moving cars example)

# So, what now? DNCS System Description

Module plan:

- 1 Study a generic decentralized control law for dynamical systems
- 2 Understand the solution of such DC law
- 3 Insert a communication network
- 4 Map DC to NCSs
- 5 Study system description and dynamics
- 6 Analyze effect of time-delays and perturbations on DNCSs

# Decentralized Networked Control Systems — Example



Decentralized Control + Networked Control  
 = Decentralized Networked Control System (DNCS)

# Outline

- 1 Review an OBDC design for non-networked systems
- 2 Derive dynamics of the OBDC with a network
- 3 Map the DNCS formation to a typical NCS setup
- 4 Time-delay analysis of the the DNCS
- 5 Stability Analysis – Bounds on the time-delay
- 6 Numerical Results

# Observer-Based Decentralized Control (OBDC)

- Different decentralized control strategies have been developed
- An important class of DC architectures is Observer-Based Decentralized Control (OBDC)
- **Basic idea:** develop decentralized state-observers that use local information and define a control law based on the estimate
- OBDC helps in reducing the number of sensors needed for estimation & control
- Authors in [\[Ha & Trinh, 2004\]](#) developed an OBDC for multi-agent systems such that:
  - No information transfer between controllers is required
  - Under certain conditions, closed-loop system is stable
  - Observer's order can be arbitrarily selected

## OBDC Plant Dynamics & Objective

- Large-scale system where the plant dynamics are described as follow:

$$\begin{cases} \dot{x} = Ax + \sum_{i=1}^N B_i u_i \\ y_i = C_i x, \quad i = 1, 2, \dots, N \end{cases}$$

$$\begin{cases} u = [u_1^\top \quad \dots \quad u_N^\top]^\top, \quad y = [y_1^\top \quad \dots \quad y_N^\top]^\top \\ B = [B_1 \quad \dots \quad B_N], \quad C = [C_1^\top \quad \dots \quad C_N^\top]^\top. \end{cases}$$

- $N$  local control stations & no information flow between controllers
- Then the plant can be written in the following compact form:

$$\begin{aligned} \dot{x} &= Ax + Bu \\ y &= Cx \end{aligned}$$

### OBDC Objective

Design  $N$  local decentralized controllers to generate local control laws for all subsystems, given that we do not have access to the full plant-state.

# OBDC Design

- Authors in [Ha & Trinh, 2004] proposed the following controller:

$$\begin{bmatrix} u_1 \\ u_2 \\ \vdots \\ u_N \end{bmatrix} = - \begin{bmatrix} F_1 \\ F_2 \\ \vdots \\ F_N \end{bmatrix} x$$

- Then,  $u_i = -F_i x, \forall i = 1, \dots, N$
- \* Since  $x$  is not available, let  $F_i = K_i L_i + W_i C_i$ , then

$$u_i = -F_i x = -(K_i L_i + W_i C_i)x \approx -K_i z_i - W_i y_i$$

- \* If  $z_i \rightarrow L_i x$ , then above equation is valid
- Let  $z_i$  have the following dynamics:

$$\dot{z}_i = E_i z_i + L_i B_i u_i + G_i y_i$$

- \* **Design objective:** find  $E_i, L_i, G_i, W_i, K_i$  such that:
  1. Estimation error converges to zero
  2. Local control actions stabilize the system

# OBDC Design (Cont'd)

$$\dot{z}_i = E_i z_i + L_i B_i u_i + G_i y_i$$

- The observation error:  $e_{o_i} = z_i - L_i x$ ,  $i = 1, 2, \dots, N$
- Plant dynamics with control  $u_i$ :

$$\dot{x} = Ax + B_i u_i + B_{r_i} u_{r_i}$$

- \*  $u_{r_i}$  contains  $(N - 1)$  inputs of the remaining  $(N - 1)$  subsystems
- Hence, we can write the observation error dynamics as:

$$\begin{aligned} \dot{e}_{o_i} &= \dot{z}_i - L_i \dot{x} \\ &= E_i z_i + L_i B_i u_i + G_i y_i - L_i (Ax + B_i u_i + B_{r_i} u_{r_i}) \\ &= E_i z_i + L_i B_i u_i + G_i C_i x - L_i (Ax + B_i u_i + B_{r_i} u_{r_i}) \\ &\quad + E_i L_i x - E_i L_i x \\ \dot{e}_{o_i} &= E_i e_{o_i} + (G_i C_i - L_i A + E_i L_i) x - L_i B_{r_i} u_{r_i} \end{aligned}$$

- We want to find design parameters  $K_i, L_i, G_i, W_i$  such that  $e_{o_i} \rightarrow 0$
- *How?*



# OBDC Design — Matrix Equations

$$\dot{e}_{o_i} = E_i e_{o_i} + (G_i C_i - L_i A + E_i L_i) x - L_i B_{r_i} u_r$$

- We want to find design parameters  $K_i, L_i, G_i, W_i$  such that  $e_{o_i} \rightarrow 0$
- How? Set unwanted terms in the above equations to zero and obtain matrix equations
- Precisely:

$$L_i B_{r_i} = 0$$

$$K_i L_i + W_i C_i = F_i$$

$$G_i C_i - L_i A + E_i L_i = 0$$

- How can we solve the above nonlinear system of matrix-equations?  
*Kronecker Products*

- Assumptions:

1.  $(A, B, C)$  is controllable and observable
2.  $(A, B_i, C_i)$  are stabilizable and detectable
3. Global state feedback control  $u = -Fx$  exists,  $F_i$  is given

# Kronecker Products — A Quick Intro (Thanks Wiki)

- If  $A \in \mathbb{R}^{m \times n}$ ,  $B \in \mathbb{R}^{p \times q}$ , then  $A \otimes B$  is  $mp \times nq$  block matrix:

$$A \otimes B = \begin{bmatrix} a_{11}B & \cdots & a_{1n}B \\ \vdots & \ddots & \vdots \\ a_{m1}B & \cdots & a_{mn}B \end{bmatrix},$$

- Precisely:

$$A \otimes B = \begin{bmatrix} a_{11}b_{11} & a_{11}b_{12} & \cdots & a_{11}b_{1q} & \cdots & \cdots & a_{1n}b_{11} & a_{1n}b_{12} & \cdots & a_{1n}b_{1q} \\ a_{11}b_{21} & a_{11}b_{22} & \cdots & a_{11}b_{2q} & \cdots & \cdots & a_{1n}b_{21} & a_{1n}b_{22} & \cdots & a_{1n}b_{2q} \\ \vdots & \vdots & \ddots & \vdots & & & \vdots & \vdots & \ddots & \vdots \\ a_{11}b_{p1} & a_{11}b_{p2} & \cdots & a_{11}b_{pq} & \cdots & \cdots & a_{1n}b_{p1} & a_{1n}b_{p2} & \cdots & a_{1n}b_{pq} \\ \vdots & \vdots & & \vdots & \ddots & & \vdots & \vdots & & \vdots \\ \vdots & \vdots & & \vdots & & \ddots & \vdots & \vdots & & \vdots \\ a_{m1}b_{11} & a_{m1}b_{12} & \cdots & a_{m1}b_{1q} & \cdots & \cdots & a_{mn}b_{11} & a_{mn}b_{12} & \cdots & a_{mn}b_{1q} \\ a_{m1}b_{21} & a_{m1}b_{22} & \cdots & a_{m1}b_{2q} & \cdots & \cdots & a_{mn}b_{21} & a_{mn}b_{22} & \cdots & a_{mn}b_{2q} \\ \vdots & \vdots & \ddots & \vdots & & & \vdots & \vdots & \ddots & \vdots \\ a_{m1}b_{p1} & a_{m1}b_{p2} & \cdots & a_{m1}b_{pq} & \cdots & \cdots & a_{mn}b_{p1} & a_{mn}b_{p2} & \cdots & a_{mn}b_{pq} \end{bmatrix}$$

# Properties of Kronecker Products

- Some useful properties:

$$A \otimes (B + C) = A \otimes B + A \otimes C$$

$$(A + B) \otimes C = A \otimes C + B \otimes C$$

$$(kA) \otimes B = A \otimes (kB) = k(A \otimes B)$$

$$(A \otimes B) \otimes C = A \otimes (B \otimes C)$$

$$(A \otimes B)(C \otimes D) = (AC) \otimes (BD)$$

$$(A \otimes B)^T = A^T \otimes B^T$$

$$(A \otimes B)^* = A^* \otimes B^*$$

- Solve for matrix  $X$  if  $AXB = C$  using  $\otimes$  product:

$$(B^T \otimes A) \text{vec}(X) = \text{vec}(AXB) = \text{vec}(C)$$

- $\text{vec}(X)$  denotes the vectorization of the matrix  $X$  formed by stacking the columns of  $X$  into a single column vector

$$* \quad \boxed{AX + YB = C} \Leftrightarrow \boxed{(I \otimes A) \text{vec}(X) + (B^T \otimes I) \text{vec}(Y) = \text{vec}(C)}$$

- Important property if  $A, B$  are square matrices of sizes  $m$  and  $n$ :

$$A \otimes B = (I_n \otimes A) + (B \otimes I_m)$$

## Back to the OBDC Design Problem

- Solve the following system of matrix equations

$$L_i B_{r_i} = 0 \Rightarrow L_i = \left( \text{Null}(B_{r_i}^\top) \right)^\top$$

$$K_i L_i + W_i C_i = F_i$$

$$G_i C_i - L_i A + E_i L_i = 0$$

- The second equation can be written as (see  $\otimes$  properties):

$$(L_i^\top \otimes I_{m_i}) \text{vec}(K_i) + (C_i^\top \otimes I_{m_i}) \text{vec}(W_i) = \text{vec}(F_i) \quad (*)$$

- Also, third equation has only one unknown now,  $G_i C_i$

$$(C_i^\top \otimes I_{o_i}) \text{vec}(G_i) = \text{vec}(L_i A - E_i L_i) = \text{vec}(V_i) \quad (**)$$

- Combining (\*) and (\*\*), we get:

$$\underbrace{\begin{bmatrix} L_i^\top \otimes I_{m_i} & C_i^\top \otimes I_{m_i} & 0 \\ 0 & 0 & C_i^\top \otimes I_{o_i} \end{bmatrix}}_{\Psi} \begin{bmatrix} \text{vec}(K_i) \\ \text{vec}(W_i) \\ \text{vec}(G_i) \end{bmatrix} = \begin{bmatrix} \text{vec}(F_i) \\ \text{vec}(V_i) \end{bmatrix}$$

- Hence, we can find  $K_i, W_i, G_i$ , as LHS and RHS are both given

## Involving the Network

- Given: a communication network exists between local controllers and plants
- Hence, instead of OBDC, we have an OBDC-NCS, or a DNCS
- First, can we map the overall system dynamics to a typical NCS dynamics?
- If yes, can we analyze the stability of NCS (that includes the OBDC architecture)?
- What is a bound the maximum allowable time-delay due to the network?
- First, we start by constructing a mapping between DNCS dynamics and NCS ones

# Mapping the DNCS to NCS Setup

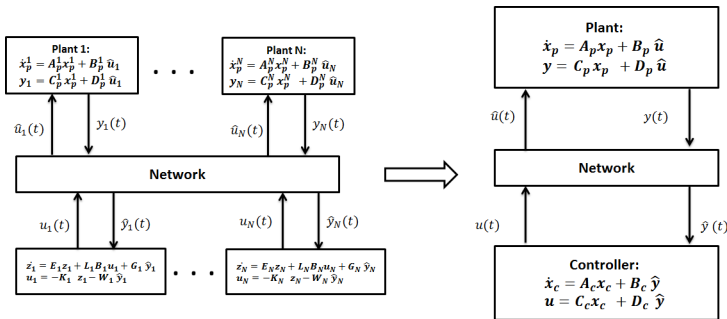
- Plant Dynamics:

$$\begin{cases} \dot{x}_p = A_p x_p + B_p \hat{u} \\ y = C_p x_p + D_p \hat{u}, \end{cases} \quad (1)$$

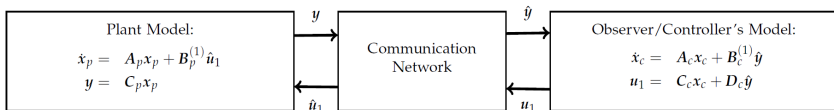
- Controller Dynamics:

$$\begin{cases} \dot{x}_c = A_c x_c + B_c \hat{y} \\ u = C_c x_c + D_c \hat{y}, \end{cases} \quad (2)$$

- Given the OBDC parameters  $(E, L, K, W, G)$ , find  $(A_c, B_c, C_c, D_c)$



# DNCS — Problem Formulation



- The communication network effect can be modeled as
  - Pure-time delay:

$$\hat{y} = y(t - \tau), \quad \hat{u}_1 = u_1(t - \tau)$$

- Signals perturbation:

$$e_y = y - \hat{y}, \quad e_{u_1} = u_1 - \hat{u}_1$$

- Network perturbation effect in [\[Elmahdi et al., 2015\]](#)
- Under unknown inputs, we addressed the time delay + perturbation problem in [\[Taha et al., 2015\]](#)
- This module, we study the network effect as time-delay for LTI NCSs without unknown inputs — simpler case than the one in [\[Taha et al., 2015\]](#)
- **Research Question:** how can we design an observer-based controller for NCSs such that the closed-loop stability is guaranteed?

# Time-Delay Analysis for DNCS

- We now convert the DNCS setup to the general setup of the NCS
- The controller's output ( $u(t)$ ) and input ( $\hat{y}(t)$ ) are defined as:

$$\begin{aligned} u(t) &= C_c x_c(t) + D_c C_p x_p(t - \tau) \\ \hat{y}(t) &= y(t - \tau) = C_p x_p(t - \tau) \end{aligned}$$

- Hence, plant & controller state dynamics can be written as:

$$\begin{aligned} \dot{x}_p(t) &= A_p x_p(t) + B_p C_c x_c(t) + B_p D_c C_p x_p(t - \tau) \\ \dot{x}_c(t) &= A_c x_c(t) + B_c C_p x_p(t - \tau) \end{aligned}$$

- We use the following Taylor series expansion for  $x(t - \tau)$ :

$$x(t - \tau) = \sum_{n=0}^{\infty} (-1)^n \frac{\tau^n}{n!} x^{(n)}(t),$$

where  $x(t) = [x_p(t)^\top \quad x_c(t)^\top]^\top$

- *Study closed-loop system stability? Derive augmented dynamics of  $x(t)$*
- Recall that given the OBDC parameters ( $E, L, K, W, G$ ), we can find ( $A_c, B_c, C_c, D_c$ )



# Time-Delay System Dynamics Construction

- Neglecting the higher order terms, we get an approximated expression of  $\dot{x}(t)$  in terms of only  $x(t)$  and  $\tau$  as follows:

$$x(t - \tau) = x(t) - \tau \dot{x}(t) + \frac{\tau^2}{2} \ddot{x}(t). \tag{3}$$

- Combining  $\dot{x}_p(t)$  and  $\dot{x}_c(t)$  to find  $\dot{x}(t)$ ,

$$\begin{bmatrix} \dot{x}_p(t) \\ \dot{x}_c(t) \end{bmatrix} = \begin{bmatrix} A_p & B_p C_c \\ 0 & A_c \end{bmatrix} \begin{bmatrix} x_p(t) \\ x_c(t) \end{bmatrix} + \begin{bmatrix} B_p D_c C_p & 0 \\ B_c C_p & 0 \end{bmatrix} \begin{bmatrix} x_p(t - \tau) \\ x_c(t - \tau) \end{bmatrix}.$$

- Let  $\Gamma_0 = \begin{bmatrix} A_p & B_p C_c \\ 0 & A_c \end{bmatrix}$  and  $\Gamma_1 = \begin{bmatrix} B_p D_c C_p & 0 \\ B_c C_p & 0 \end{bmatrix}$

- We can write  $\dot{x}(t)$  as:

$$\dot{x}(t) = \Gamma_0 x(t) + \Gamma_1 x(t - \tau) \tag{4}$$

- Taking the second derivative of  $x_p(t)$  and  $x_c(t)$ :

$$\ddot{x}(t) = \begin{bmatrix} \ddot{x}_p(t) \\ \ddot{x}_c(t) \end{bmatrix} = \begin{bmatrix} A_p \dot{x}_p(t) + B_p C_p \dot{x}_c(t) + B_p D_c C_p \dot{x}_p(t - \tau) \\ A_c \dot{x}_c(t) + B_c C_p \dot{x}_p(t - \tau) \end{bmatrix}$$

## Closed-Loop Augmented State Dynamics

- $x_p(t - \tau)$  is piecewise-constant because it changes value at transmission times only, hence:

$$\dot{x}_p(t - \tau) = \dot{x}_c(t - \tau) = 0$$

- Substituting the above approximation in  $\ddot{x}(t)$ , we get,

$$\ddot{x}(t) = \Gamma_0 \dot{x}(t) \quad (5)$$

- After a series of algebraic manipulations, we get the closed-loop dynamics:

$$\dot{x}(t) = \left( I + \tau \Gamma_1 - \frac{\tau^2}{2} \Gamma_1 \Gamma_0 \right)^{-1} (\Gamma_0 + \Gamma_1) x(t)$$

$$\dot{x}(t) = \Omega(\tau, \tau^2) x(t)$$

where

$$\Omega(\tau, \tau^2) = \begin{bmatrix} I + \tau B_p D_c C_p - \frac{\tau^2}{2} B_p D_c C_p A_p & -\frac{\tau^2}{2} B_p D_c C_p B_p B_c \\ \tau B_c C_p - \frac{\tau^2}{2} B_c C_p A_p & I - \frac{\tau^2}{2} B_c C_p B_p B_c \end{bmatrix}^{-1} \cdot \begin{bmatrix} A_p + B_p D_c C_p & B_p B_c \\ B_c C_p & A_c \end{bmatrix}$$

- **Sanity check:** set  $\tau = 0$  (i.e., nullify the network effect), do we get the dynamics of the non-networked OBDC? **Yes, we do!**

# DNCS Stability Analysis

- We now have closed-loop dynamics of the system that can be analyzed using traditional stability analysis techniques.
- The key challenge is the quadratic presence of  $\tau$  in the dynamics of the system  $\Rightarrow$  *couple research questions*
- **Research Question 1:** What is the upper *bound* on the time-delay  $\tau$  that would drive the system unstable?
- *The notion of instability here implies that the state-estimation fails to track the actual state.*
- **Research Question 2:** What is the maximum allowable disturbance or unknown input bound that guarantees an acceptable state-estimation?

## Main Result — Time-Delay Bound

- By the design of the non-networked OBDC, the non-networked system

$$\dot{x}(t) = \Gamma x(t) = (\Gamma_0 + \Gamma_1)x(t)$$

is asymptotically stable ( $\text{eig}(\Gamma) < 0$ )

- For a Hurwitz  $\Gamma$ , we have  $P = P^\top \succ \mathbf{O}$ , is the solution to the Lyapunov matrix equation

$$\Gamma^\top P + P\Gamma = -2Q,$$

for a given  $Q = Q^\top \succ \mathbf{O}$

### Theorem (Stability of Time-Delay Based NCSs)

*If the network induced delay satisfies the following inequality,*

$$\left( \|P\Gamma_1\Gamma_0\Gamma\| + 2\|P\Gamma_1^2\Gamma\| \right) \tau^2 + \left( -2\|P\Gamma_1\Gamma\| \right) \tau + \left( -2\lambda_{\min}(Q) \right) < 0$$

*then then the observer-based networked control system is asymptotically stable.*

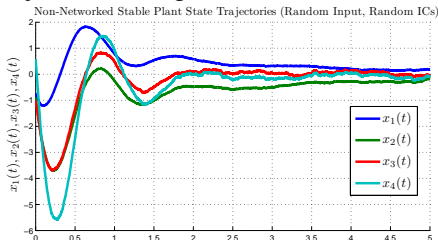
## Numerical Results for the Non-Networked System

- Consider a 4<sup>th</sup> order unstable plant with the following SS representation:

$$\begin{cases} \dot{x}_p(t) = A_p x_p(t) + B_p u(t) \\ y_p(t) = C_p x_p(t), \end{cases} \quad (6)$$

$$A_p = \begin{bmatrix} 1 & 2 & 3 & -4 \\ 5 & 6 & 7 & -8 \\ 9 & 10 & 11 & -12 \\ 13 & 14 & 15 & -16 \end{bmatrix}, \quad B_p = \begin{bmatrix} 1 & 0 & 0 & 1 \\ 1 & 1 & -1 & 2 \\ 2 & 1 & 4 & 3 \\ 3 & 1 & 2 & 5 \end{bmatrix}, \quad C_p = \begin{bmatrix} 1 & 1 & 0 & 0 \\ 2 & -1 & 1 & 0 \\ 0 & 0 & 0 & 1 \\ 0 & 1 & 0 & 0 \\ 0 & 0 & 1 & 0 \\ 0 & 0 & 0 & 1 \end{bmatrix}$$

- First, we design the non-networked observer-based control
- States trajectories for  $\tau = 0$  and random initial conditions
- Stabilized state trajectories through the OBDC



# Time-delay Bound Testing Algorithm

We follow this algorithm to test the usefulness of the derived bound:

---

## Algorithm 1 Time-Delay DNCS Design and Stability Analysis

---

- 1: Solve for the observer-based control parameters  $(K, L, G, W)$

$$L_i B_{r_i} = 0$$

$$K_i L_i + W_i C_i = F_i$$

$$G_i C_i - L_i A + E_i L_i = 0,$$

- 2: Given  $A_p, A_c, B_p, B_c, C_p, C_c$  and  $D_c$ , compute  $\Gamma, \Gamma_0, \Gamma_1$

- 3: Find a matrix  $P = P^\top \succ \mathbf{O}$ , a solution to the Lyapunov matrix equation

$$\Gamma^\top P + P\Gamma = -2Q$$

- 4: Analyze the stability of the networked system:

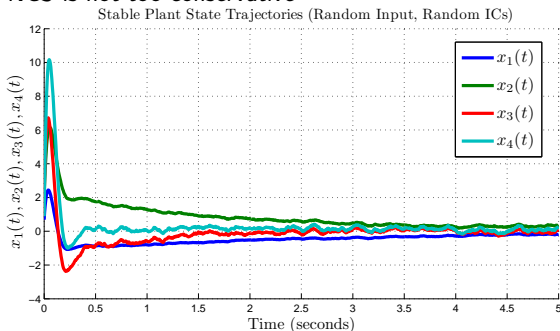
$$\dot{x}(t) = \Omega(\tau, \tau^2)x(t) = (I + \tau\Gamma_1 - \frac{\tau^2}{2}\Gamma_1\Gamma_0)^{-1}(\Gamma_0 + \Gamma_1)x(t)$$

by varying the time-delay  $(\tau)$

- 5: Establish an experimental bound on  $\tau$  that guarantees the stability of the DNCS
  - 6: Compare the theoretical bound on  $\tau$  given by the quadratic polynomial in Theorem 1 and the experimental one computed in Step 5
-

# Numerical Results

- After finding the parameters for the non-networked system, we apply Algorithm 1.
- Experimental bound:  $0 < \tau < \tau_{\text{exper}}^{\text{max}} = 0.231$  sec
- Evaluating the coefficients for the second degree bound polynomial for  $\tau$ , we get the theoretical bound:  $0 < \tau < \tau_{\text{theor}}^{\text{max}} = 0.202$  sec
- The derived upper bound for the time-delay that guarantees the stability of the NCS is not too conservative



## Significance of the Derived Bound on $\tau$

*So why is it important to compute the bound on  $\tau$ ?*

- The determination of an upper bound on  $\tau$  is *significantly* important in the design of a NCS so that a suitable sampling period is chosen
- Traditionally, the sampling period  $h$  should satisfy:  $0 < \tau < \tau_{\max} < h$
- When the time-delay is greater than the sampling period, the global stability of the overall NCS can not be guaranteed
- Can be applied to different kind of applications where communication network is replaced with physical networks (supply-chain networks, air traffic systems, transportation networks)
- **Derived bounds in the literature are very conservative!**



## Future Work

- The need to look at more applications for Observer-Based Control in networked dynamical systems
- Derivation of network delay and perturbation bounds would assist in the design of controllers and observers
- Example: state-feedback & OBDC gain matrices can be *designed* to reduce the disturbance effects of unknown inputs & network-induced perturbations
- **Fault detection and isolation** techniques can be jointly analyzed under a DNCS scheme
- **Optimal decentralized networked control problem for systems with unknown inputs?**

## Questions And Suggestions?



**Thank You!**

Please visit

[engineering.utsa.edu/~taha](http://engineering.utsa.edu/~taha)

**IFF** you want to know more 😊

# References |

- Elmahdi, A., Taha, A. F., Sun, D., & Panchal, J. H. (2015). Decentralized control framework and stability analysis for networked control systems. *ASME Journal of Dynamic Systems, Measurement, and Control*, *137*(5), 051006–051006–11.
- Ha, Q. P., & Trinh, H. (2004). Observer-based control of multi-agent systems under decentralized information structure. *International journal of systems science*, *35*(12), 719–728.
- Swigart, J., & Lall, S. (2010). Decentralized control. In A. Bemporad, M. Heemels, & M. Johansson (Eds.) *Networked Control Systems*, vol. 406 of *Lecture Notes in Control and Information Sciences*, (pp. 179–201). Springer London.  
URL [http://dx.doi.org/10.1007/978-0-85729-033-5\\_6](http://dx.doi.org/10.1007/978-0-85729-033-5_6)
- Taha, A. F., Elmahdi, A., Panchal, J. H., & Sun, D. (2015). Unknown input observer design and analysis for networked control systems. *International Journal of Control*, *88*(5), 920–934.  
URL <http://dx.doi.org/10.1080/00207179.2014.985718>