

CO₂ hydrogenation: Na Doping Promotes CO and Hydrocarbon Formation Over Ru/m-ZrO₂ at Elevated Pressure

Raechel Staffel¹, Yagmur Hocaoglu², Gabriel Upton², Elijah Garcia², Donald C. Cronauer³, A. Jeremy Kropf³, Michela Martinelli⁴, Grant Seuser², Gary Jacobs^{2,5}

¹ Catalyst and Aftertreatment Research and Development Group, Southwest Research Institute, 6220 Culebra Road, San Antonio, TX 78238, USA

² University of Texas at San Antonio, Dept. of Biomedical Engineering and Chemical Engineering, 1 UTSA Circle, San Antonio, TX 78249, USA

³ Argonne National Laboratory, Lemont, IL 60439, USA

⁴ Center for Applied Energy Research, University of Kentucky, 2540 Research Park Dr., Lexington, KY, 40511, USA

⁵ University of Texas at San Antonio, Dept. of Mechanical Engineering, 1 UTSA Circle, San Antonio, TX 78249, USA



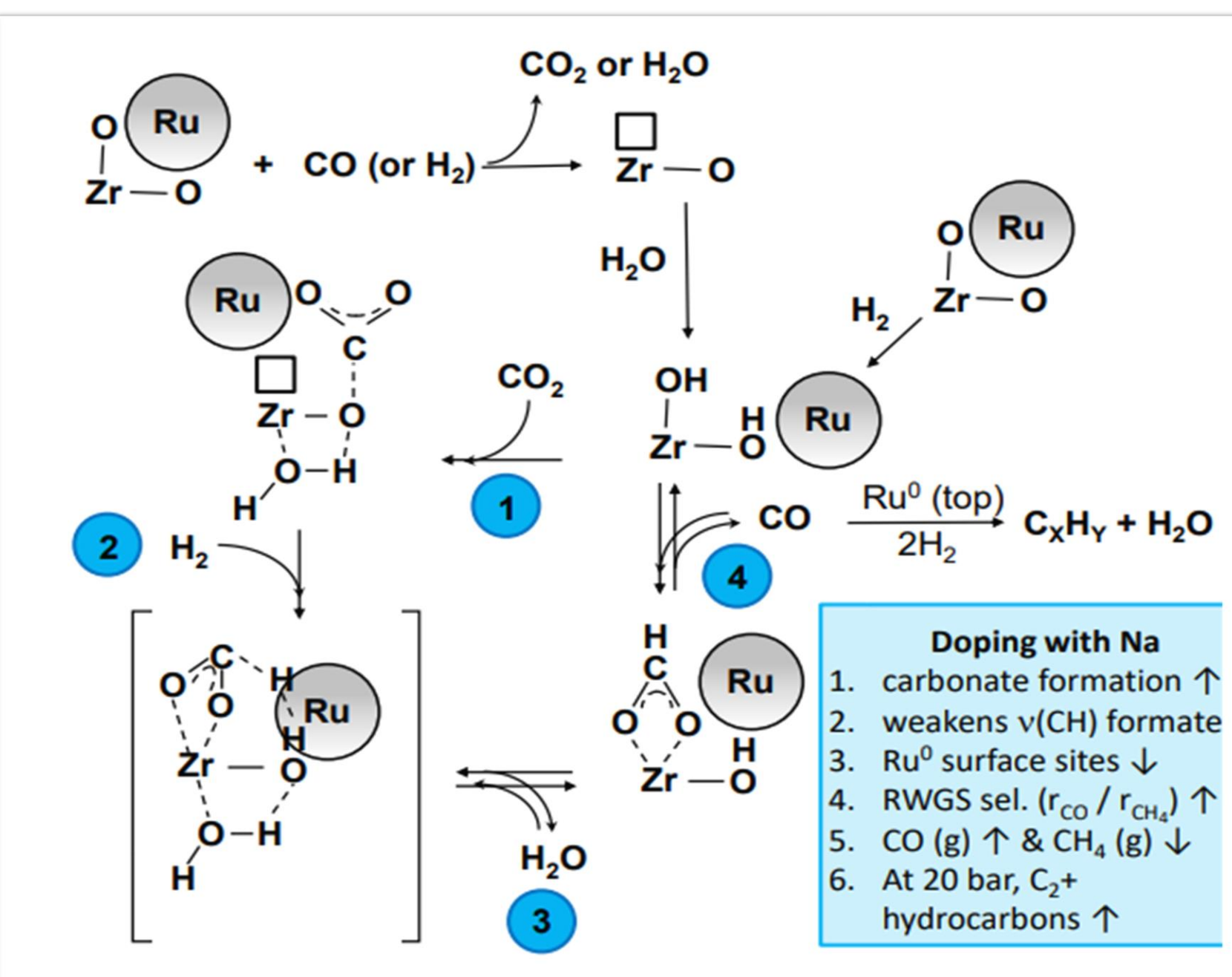
Name: Raechel A. Staffel

Status: Senior, Undergraduate

Department: Chemical Engineering

Area of Study: Heterogenous Catalysis

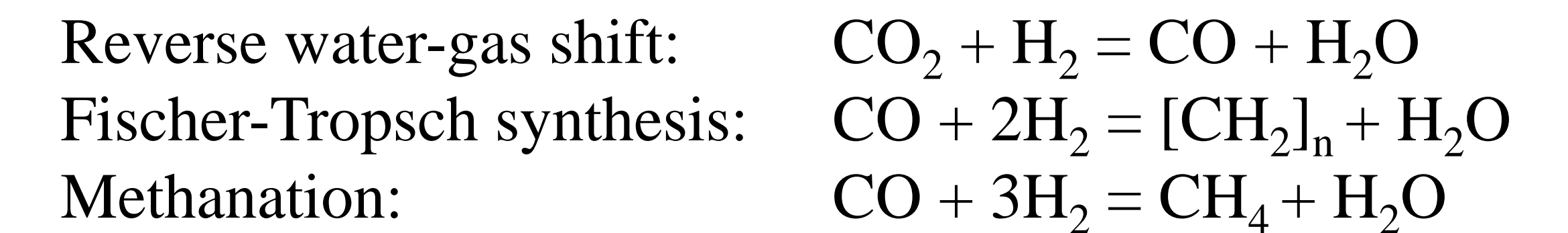
UTSA Mentor: Dr. Gary Jacobs



INTRODUCTION

The intention of this research is to design a system that is able to manufacture synthetic fuel, such as diesel, from recycled carbon dioxide. This process was accomplished by using a hybrid catalyst promoted reverse water-gas shift followed by the Fischer-Tropsch synthesis process. The catalyst utilized in this experiment is Ru/m-ZrO₂, a Ruthenium-based catalyst doped with varying quantities of sodium ranging from 1% to 5%. This experiment allows us to observe the effects that the different percentages of sodium (Na) had on the methanation and activation energy, thus changing the overall selectivity. The optimal Na percent at high pressure was found to be approximately 1.8% to 2.5% Na.

Chemical Formulas for Process



METHODS

Carbon dioxide (CO₂) from fossil fuels has increased approximately by 90% in the atmosphere ever since 1970. CO₂ emissions negatively impact the climate by increasing global warming. As people continue to rely on natural gas, electricity, and other forms of fossil fuels, CO₂ emissions continue to be released into the air causing climate change. A solution to this problem is CO₂ Hydrogenation where CO₂ undergoes a Reverse water gas shift (RWGS) mechanism to produce CO, followed by either a Fischer Tropsch synthesis (FTS) to convert CO into diesel fuel or methanation as a secondary reaction. In the research, a hybrid Na-doped 1%Ru/m-ZrO₂ catalyst at an elevated pressure of 20 bar, 300°C with a space velocity of 80,000 mL/g_{cat}·h, and a H₂/CO₂ ratio of 3:1 was utilized. After RWGS takes place, a secondary reaction of CO occurs on Ru metal on-top sites to produce CH₄. While methanation can be beneficial in creating synthetic natural gas to be used in households, the goal of this research is to produce CO as a reactant for the FTS reaction. The specified elevated pressure of 20 bar suppresses the methanation, which expands the probability of carbon chain growth. One method to control the selectivity of CO is to increase the addition of Na-doping. Increasing the addition of Na can increase surface basicity by strengthening the -CO₂ functional group of formate at the rate-limiting step, while the CH bond of the formate weakens. Na addition also suppresses Ru on-top sites where methanation occurs, decreasing CH₄ selectivity. Thus, increasing Na-doping, helps to control the products of the RWGS reaction by increasing CO selectivity that is later utilized in FTS to produce fuel.

SKILLS & EXPERIANCES

- X-Ray Absorption Near Edge Structure (XANES)
- Extended X-Ray Absorption Fine Structure (EXAFS)
- WinXas Data Processing
- OMNIC Spectroscopy Software
- Technical Writing & Data Analysis

RESULTS

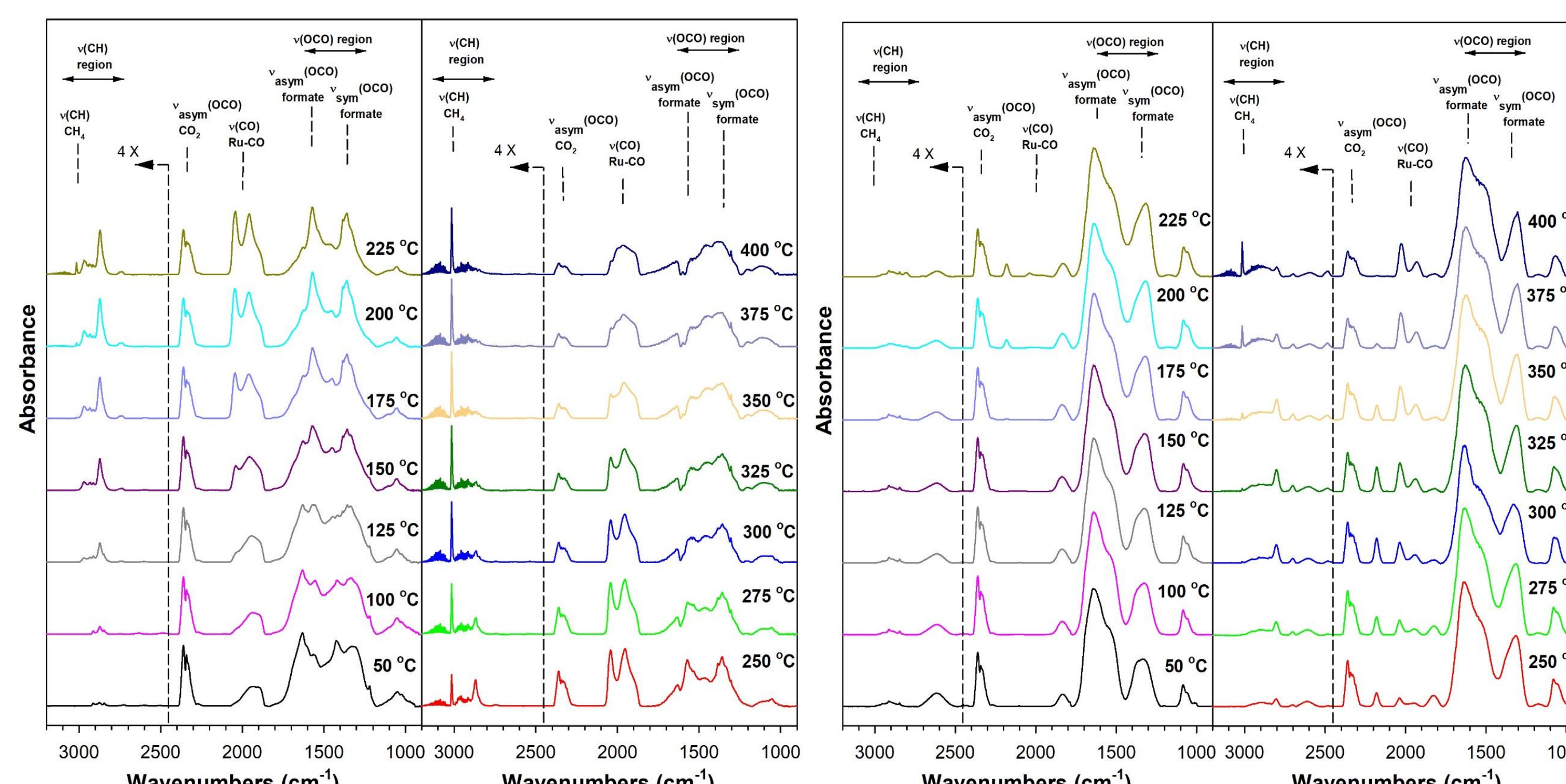


Figure 1. DRIFTS of 4%CO₂ + 12%H₂ for 1%Ru/m-ZrO₂ reduced at 300°C in H₂. For baseline comparison.

Figure 2: DRIFTS of 4%CO₂ + 12%H₂ for 2.5%Na-1%Ru/m-ZrO₂ reduced at 300°C in H₂. Na addition causes the formate C-H band to be shifted to lower wave numbers, the bond weakens which promotes formate formation and CO production, while methanation is suppressed.

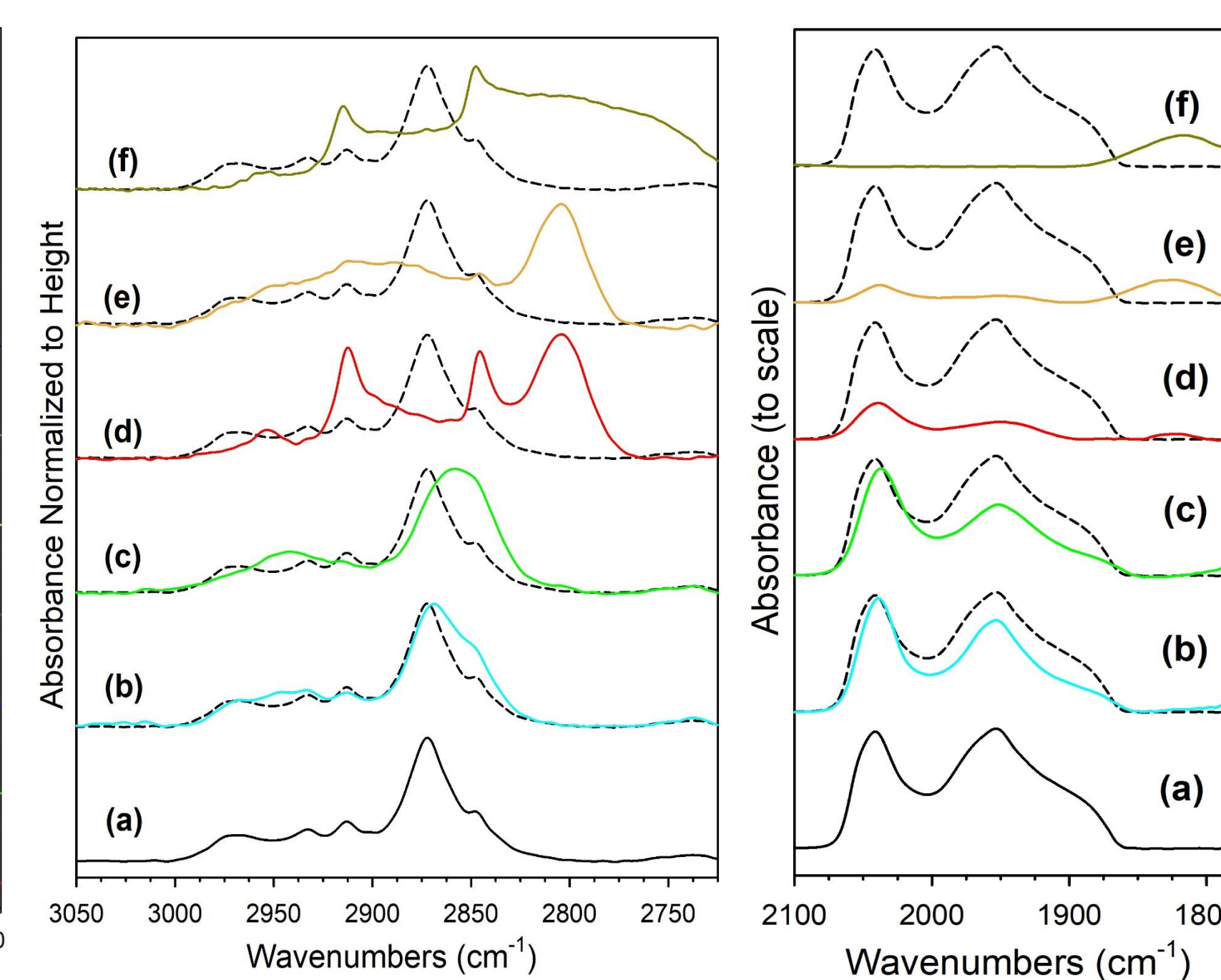


Figure 3. DRIFTS of formate v(CH) band, during CO₂ hydrogenation using 4%CO₂ + 12%H₂ over catalysts reduced at 300°C. Electronic weakening of formate C-H bond as Na is increased.

Figure 4. Effect of Na on attenuating the Ru carbonyl sites v(CO) band intensity following CO adsorption at varying temps.

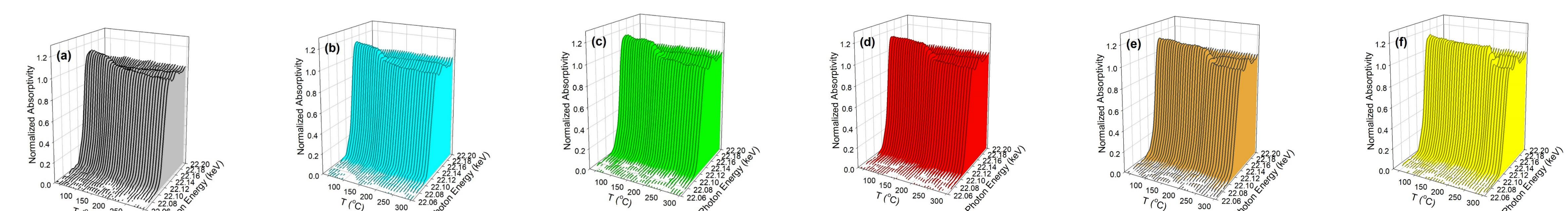


Figure 5. TPR-XANES spectra at the Ru K edge as a function of temperature for 1%Ru/m-ZrO₂ catalysts promoted with (a) 0% Na, (b) 0.5% Na, (c) 1.0% Na, (d) 1.8% Na, (e) 2.5% Na, and (f) 5% Na. Showing the increased contact of sodium with ruthenium.

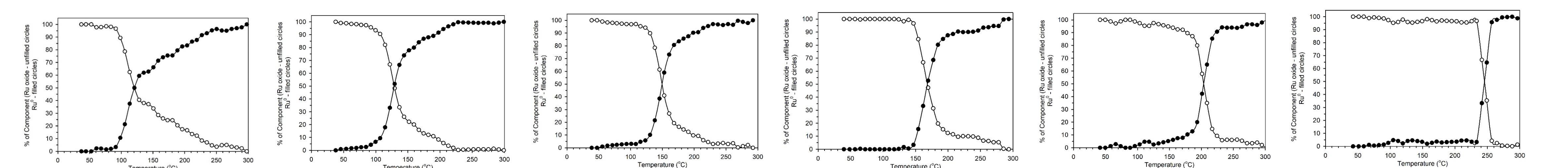


Figure 6. Linear combination fittings of TPR-XANES spectra recorded at the Ru K edge as a function of temperature for 1%Ru/m-ZrO₂, 0% Na, 0.5% Na, 1.0% Na, 1.8% Na, 2.5% Na, and 5% Na, respectively. The point of 50% conversion increases to a higher temperature with each increase of Na percent, this indicates direct contact between Na and Ru.

Sample Description	N Ru-Ru metal	Est. # atoms	Est. Diam. (nm)
Ru ⁰ foil	12	-	-
0%Na-1%Ru/m-ZrO ₂	2.0 (0.81)	4.7	0.31
0.5%Na-1%Ru/m-ZrO ₂	3.7 (0.47)	8.6	0.56
1%Na-1%Ru/m-ZrO ₂	3.4 (0.42)	7.9	0.52
1.8%Na-1%Ru/m-ZrO ₂	3.1 (0.64)	7.2	0.47
2.5%Na-1%Ru/m-ZrO ₂	3.7 (0.72)	8.7	0.57
5%Na-1%Ru/m-ZrO ₂	4.5 (0.32)	10.6	0.69

Table 1. EXAFS fittings for Ru K-edge data and the size estimations.

	1% Ru/ZrO ₂ , 2.5% Na Converted	1% Ru/ZrO ₂ , 5% Na Converted
CO Selectivity	36%	71%
CH ₄ Selectivity	60%	21%
C ₂ -C ₄ Selectivity	4%	8%
CO ₂ Selectivity	14%	10%

Table 2. Selectivity results of reaction testing in a fixed bed reactor. The results show an impressive increase in CO selectivity and a remarkable decrease in undesired CH₄ selectivity.

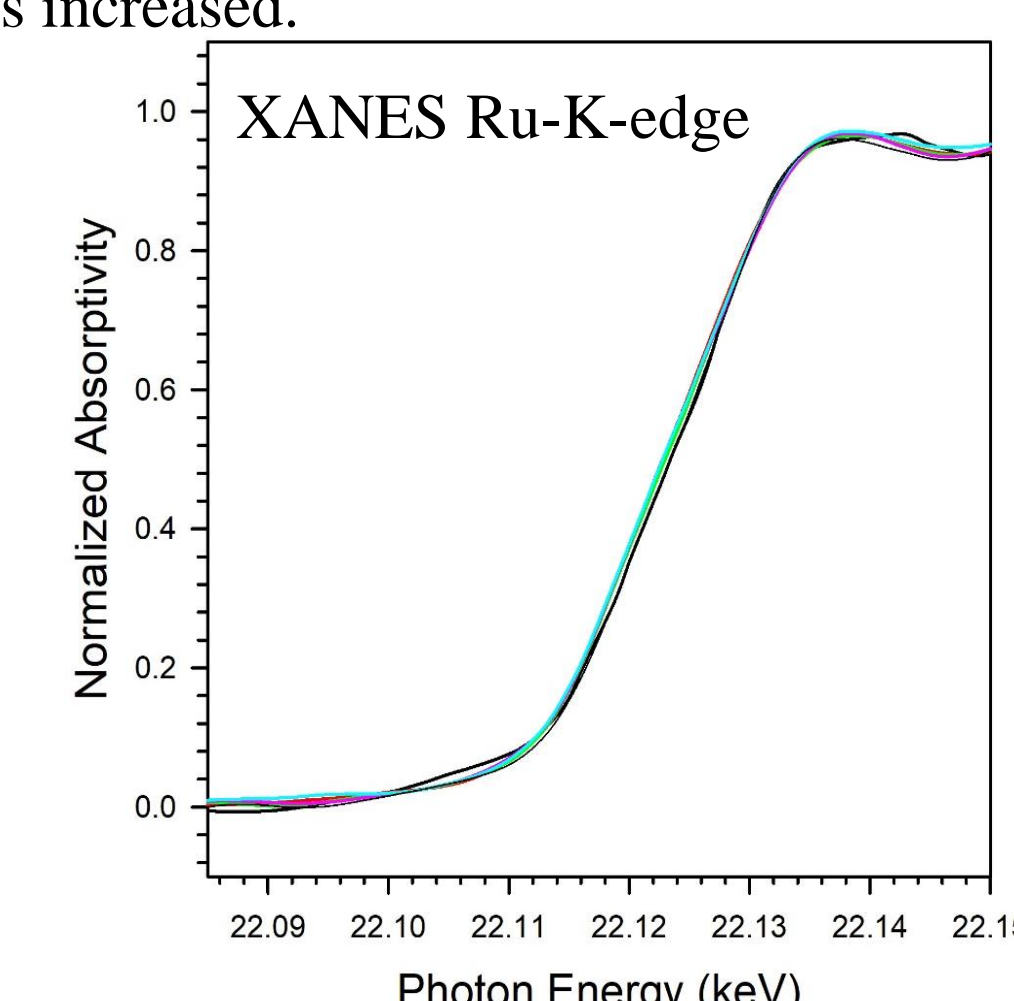


Figure 7. Overlays of H₂ reduced catalysts. No evidence for electron charge transfer from Na to Ru.

ACKNOWLEDGEMENTS

Thank you to Dr. Gary Jacobs for taking the time to teach me about this innovative study and allowing me to be a part of the team and take part of this incredible research.

I would also like to thank the rest of the team for the hard work that have resulted in these findings, UTSA Dept. of Biomedical Engineering and Chemical Engineering, and the Southwest Research Institute.

REFERENCES

- "Global Greenhouse Gas Emissions Data." *US EPA*, 25 Feb. 2022, www.epa.gov/ghgemissions/global-greenhouse-gas-emissions-data#:~:text=Global%20carbon%20emissions%20from%20fossil,increase%20from%201970%20to%202021.
- González-Castaño, Miriam, et al. "The Reverse Water Gas Shift Reaction: A Process Systems Engineering Perspective." *Reaction Chemistry & Engineering*, vol. 6, no. 6, 2021, pp. 954-976, 10.1039/d0re00478b. Accessed 10 Oct. 2021.
- Fischer-Tropsch process. Fischer-Tropsch Process - an overview | ScienceDirect Topics. (n.d.). Retrieved July 22, 2022, from <https://www.sciencedirect.com/topics/earth-and-planetary-sciences/fischer-tropsch-process>